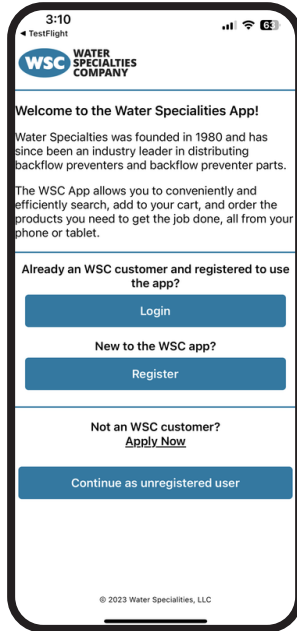




# HOW TO REGISTER, SET UP PASSWORD, AND LOG IN ON THE WATER SPECIALTIES APP

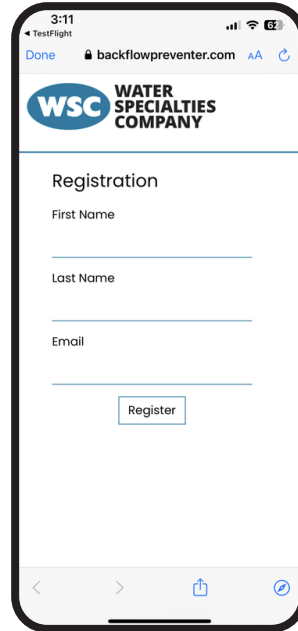
## Step 1

Download the Water Specialties App. First time users must Register to create a Login.



## Step 2

Enter your first name, last name, and email address.



## Step 3

You will receive an email with a link to set up your new WSC App password.

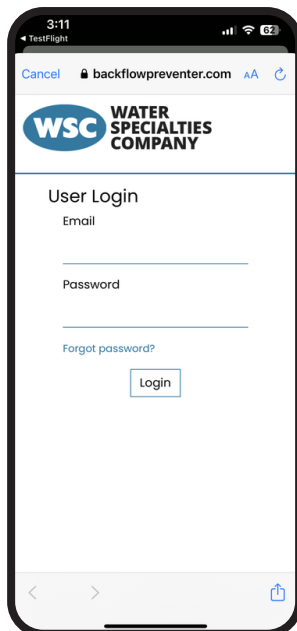
**Please note:** Email will contain a link that will expire in 24 hours.

## Step 4

Pick a password and "Submit". Password requirements: 1 uppercase letter, 1 number, 1 symbol.

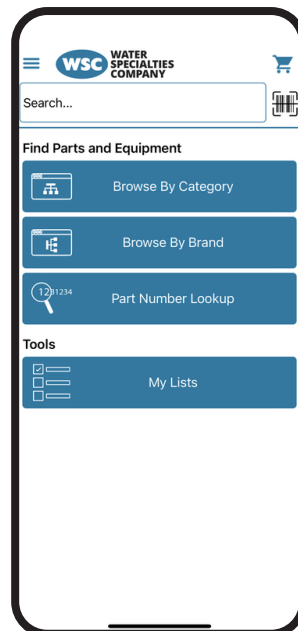
## Step 5

Return to the home screen, and select "login" to enter your email and WSC App password.



## Step 6

It's that simple! You are now ready to shop and order!



**Please Note:** If you are not an Administrator of your Account or you do not know your password (accepted as a form of authorization during App registration), you will need your Account Administrator to authorize your access so you can see pricing and place orders. They can do this under Account Administration in the App. If you have questions about your "Administrator", please contact your Account Manager or email: [info@backflowpreventer.com](mailto:info@backflowpreventer.com).

### WSC App

#### Technical Support Contact:

Email:

[Support@backflowpreventer.com](mailto:Support@backflowpreventer.com)

Toll Free Phone:

(888) 349-5317